



# Setup Sheet

Driver: \_\_\_\_\_

Date: \_\_\_\_\_

Track: \_\_\_\_\_

- Indoor
- Outdoor

- Slick
- Loose-Dirt
- Blue-Groove

- Smooth
- Rough
- Extra-Rough

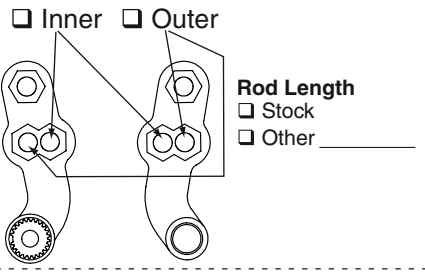
## Front Suspension (Circle or Check the Appropriate Settings)

Toe  In \_\_\_\_\_ °  
 Out \_\_\_\_\_ °

Ride Height \_\_\_\_\_

Camber  - \_\_\_\_\_ °  
 + \_\_\_\_\_ °

Caster  Stock \_\_\_\_\_ °  
 Other \_\_\_\_\_ °



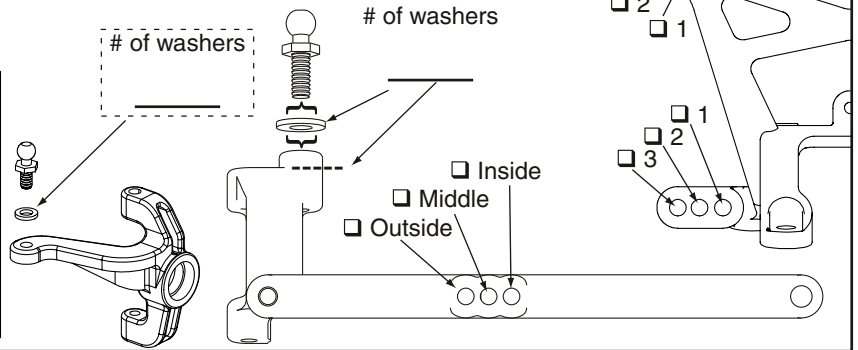
Plastic  Dogbone  Aluminum  
 Steel  Drive Shafts  CVD  Steel

**Notes:**  
 \_\_\_\_\_  
 \_\_\_\_\_

**Sway Bar**  
 No  
 Yes size \_\_\_\_\_

### Front Shocks

Oil: \_\_\_\_\_  
 Piston: \_\_\_\_\_  Standard /  Drilled  
 Spring: \_\_\_\_\_  
 Internal Spring: \_\_\_\_\_  
 Limiters:  Inside- \_\_\_\_\_  Outside- \_\_\_\_\_



## Rear Suspension

Toe-In  Inside \_\_\_\_\_ °  
 Outside \_\_\_\_\_ °

Ride Height \_\_\_\_\_

Camber  - \_\_\_\_\_ °  
 + \_\_\_\_\_ °

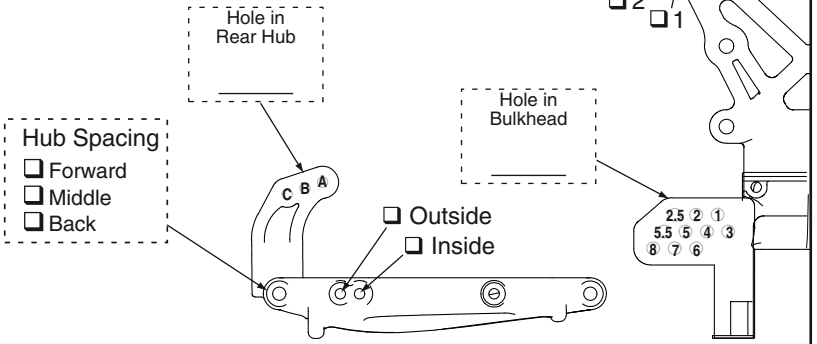
Pivot Support \_\_\_\_\_  
 No Shim  
 Shim Under Front  Shim Under Rear

Plastic  Dogbone  Aluminum  
 Steel  Drive Shafts  CVD  Steel  
 Sliders  Plastic

**Sway Bar**  
 No  
 Yes size \_\_\_\_\_

### Rear Shocks

Oil: \_\_\_\_\_  
 Piston: \_\_\_\_\_  Standard /  Drilled  
 Spring: \_\_\_\_\_  
 Limiters:  Inside- \_\_\_\_\_  Outside- \_\_\_\_\_



Tires \_\_\_\_\_ Compound \_\_\_\_\_ Foam \_\_\_\_\_  
 Front: \_\_\_\_\_  
 Rear: \_\_\_\_\_

Motor: \_\_\_\_\_  
 Pinion: \_\_\_\_\_  
 Spur: \_\_\_\_\_

Wing Setup: \_\_\_\_\_

Clicker Adjustment:  Locked  One-Way:  Soft Spring  
 Stiff Spring \_\_\_\_\_

Slipper:  Yes  No

Battery Placement:  Back  Forward  Other: \_\_\_\_\_

Notes: \_\_\_\_\_  
 \_\_\_\_\_